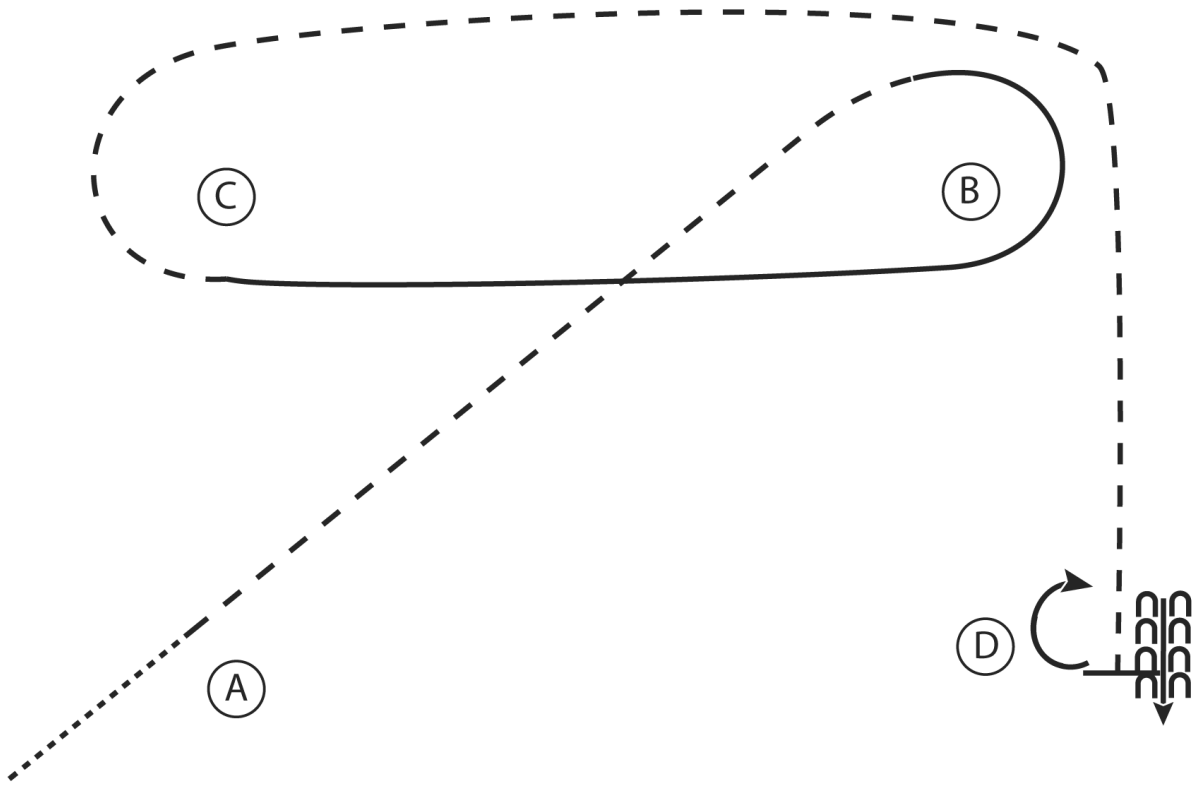


Equitation (Novice Youth / Novice Amateur)

Show Date: 11/26/2016

w w w . H o r s e S h o w P a t t e r n s . c o m

w w w . H o r s e S h o w P a t t e r n s . c o m



1. Walk to A
2. Sitting trot to B
3. At B canter on the right lead around B to C
4. At C posting trot around C and B to D
5. At D stop and perform a 180 degree turn to the right on the hindquarters
6. Back 4 steps

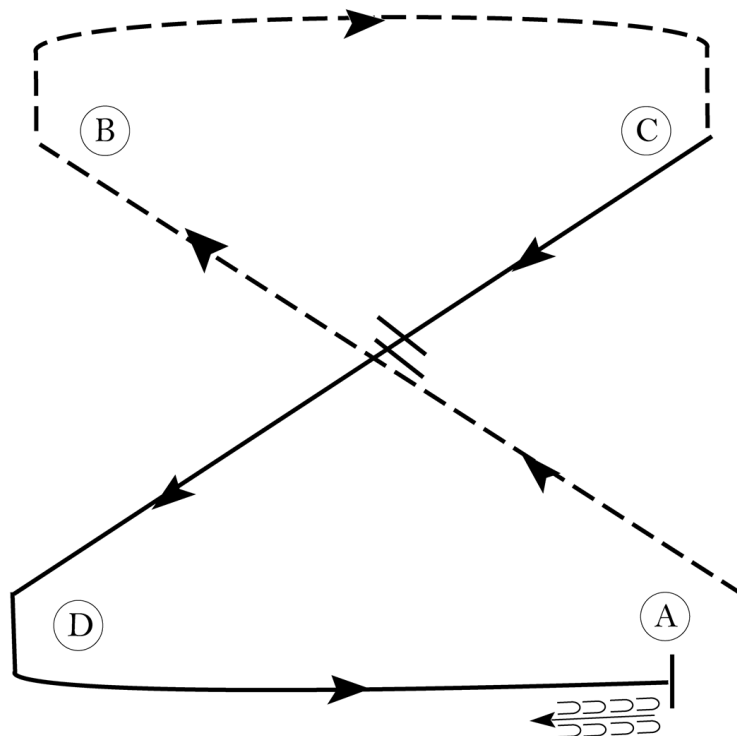
Walk
Trot	-----
Extended Trot	-----
Canter	—————
Leg Yield	
Lead Change	↗ ↘
Back	←←←←
Marker	⊙ (B)
Sidepass	←-----→

[HSE/2-10]

Pattern Provided by:

Equitation (Youth / Amateur)

Show Date: 11/26/2016



Be ready at A.

1. Posting trot on the right diagonal 1/2 way to B.
2. Change diagonals and post the trot to B.
3. Sitting trot to C.
4. Canter on the right lead 1/2 way to D.
5. Change leads and canter to and around D to A.
6. Halt at A and back approximately one horse length.

Exit at a sitting trot.

Walk	-----
Trot	- - - - -
Extended Trot	— — — — —
Canter	—————
Leg Yield	
Lead Change	— / —
Back	←←←←←
Marker	Ⓚ
Sidepass	← - - - - ←
Hand Gallop	— — — — —

[HSE/3-24]

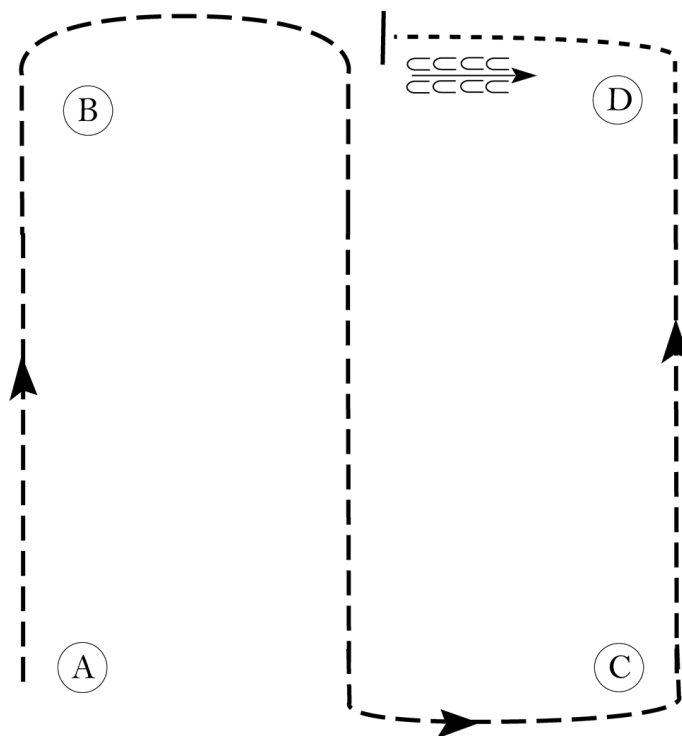
Pattern Provided by:

www.HorseShowPatterns.com

www.HorseShowPatterns.com

Equitation (W/T Youth, W/T Amateur)

Show Date: 11/26/2016



Be ready at A.

1. Posting trot to and around B on the left diagonal.
2. Halfway between B and C, change diagonals.
3. Posting trot on the right diagonal to and around C.
4. Continue to trot to D.
5. At D, walk.
6. Walk until halfway to B, stop and back one horse length.

Walk	-----
Trot	- - - - -
Extended Trot	— — — — —
Canter	—————
Leg Yield	
Lead Change	— / —
Back	← ← ← ← ←
Marker	⊙ B
Sidepass	← — — — — ←
Hand Gallop	— — — — —

[HSE/WT-25]

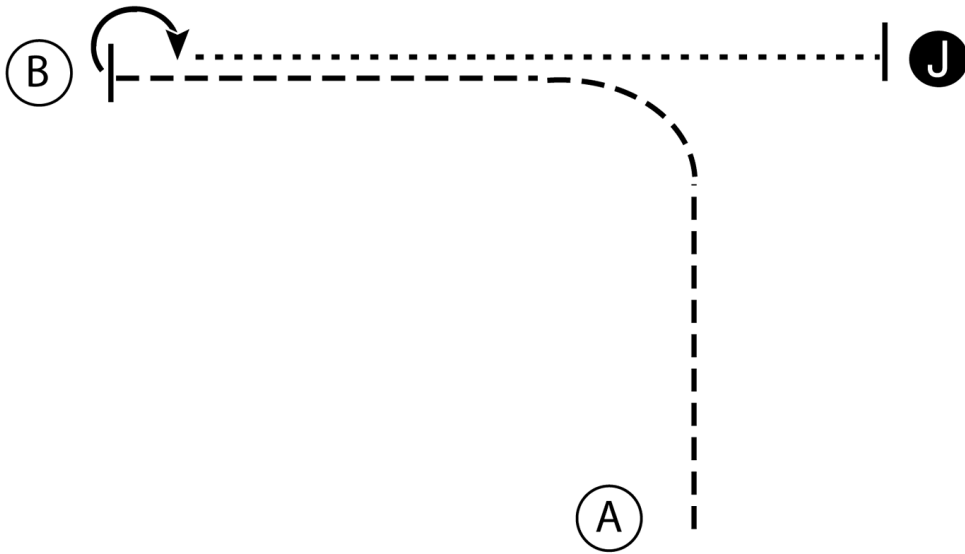
Pattern Provided by:

www.HorseShowPatterns.com

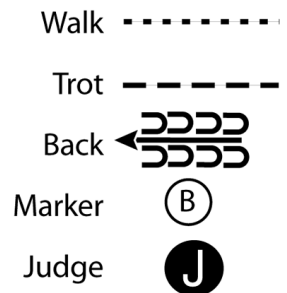
www.HorseShowPatterns.com

Showmanship (W/T Youth, W/T Amateur)

Show Date: 11/26/2016



1. Trot from A to B.
2. Stop and perform a 180 degree turn.
3. Walk to Judge and set up for inspection.
4. When dismissed follow instructions of ring steward.



[S/1-11]

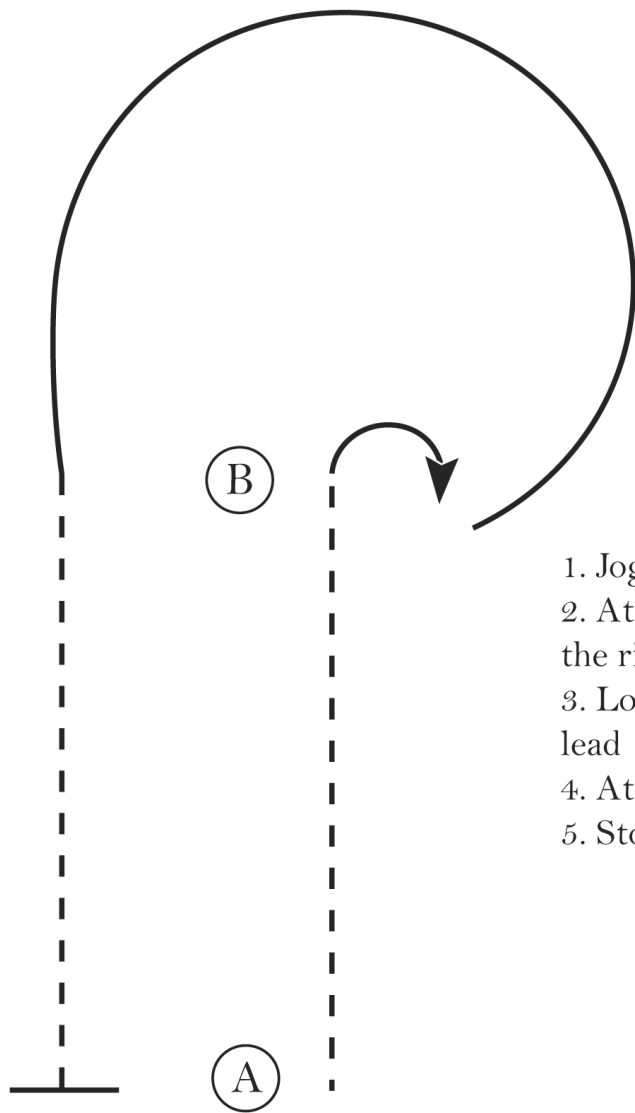
Pattern Provided by:

Western Horsemanship (Novice Youth / Novice Amateur)

Show Date: 11/26/2016

www.HorseShowPatterns.com

www.HorseShowPatterns.com



1. Jog A to B
2. At B perform a 90 degree turn to the right
3. Lope a circle around B on the left lead
4. At B jog to A
5. Stop at A.

Walk
Jog	-----
Extended Jog	-----
Lope	—————
Leg Yield	
Lead Change	↙ ↘
Back	←←←←←
Marker	⊙
Sidepass	←←←←←

[WH/1-14]

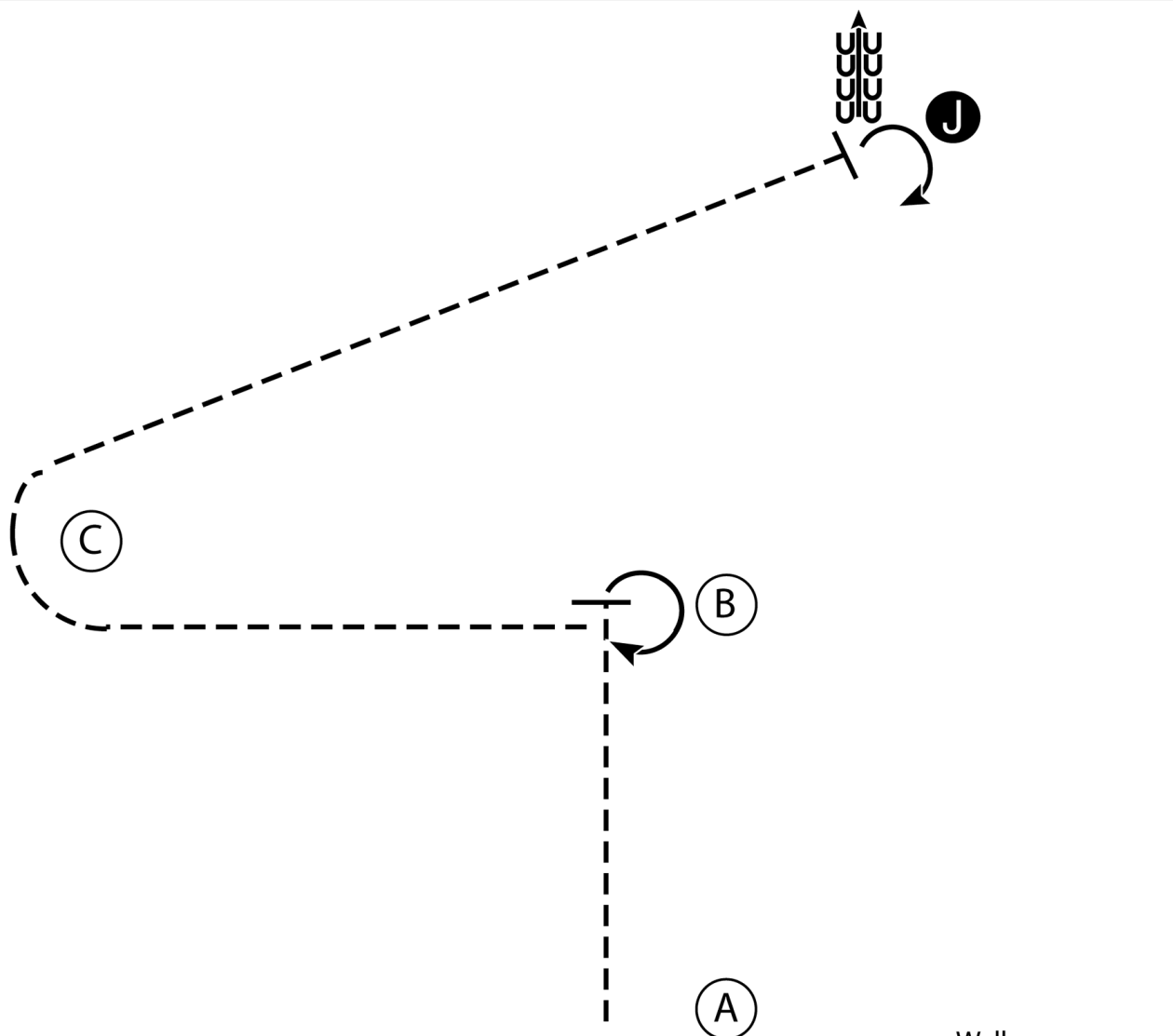
Pattern Provided by:

Showmanship (Novice Youth / Novice Amateur)

Show Date: 11/26/2016

w w w . H o r s e S h o w P a t t e r n s . c o m

w w w . H o r s e S h o w P a t t e r n s . c o m



1. Trot from A to B.
2. Stop and perform a 270 degree turn.
3. Trot from B, around C, to the Judge.
4. Stop and set up for inspection.
5. When dismissed perform a 110 degree turn.
6. Back six steps and follow instructions from ring steward.

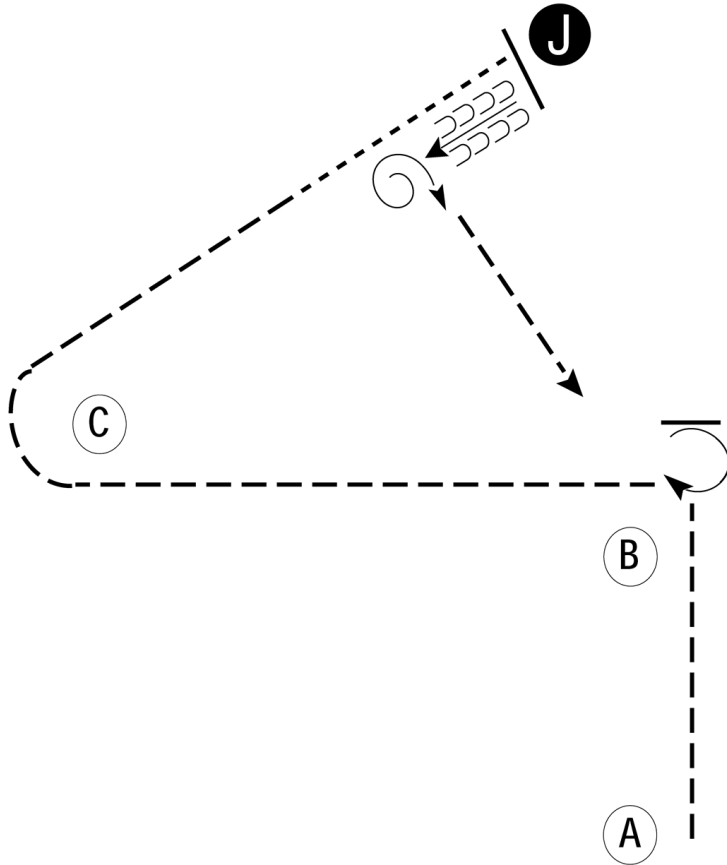
- Walk (dotted line)
- Trot - - - - - (dashed line)
- Back ← - - - - - (dashed line with arrows pointing left)
- Marker (B) (circle with B)
- Judge (J) (circle with J)

[S/2-11]

Pattern Provided by:

Showmanship (Youth/Amateur/Amateur Select)

Show Date: 11/26/2016



Be ready at A.

1. Trot from A past B.
2. Stop and perform 270 degree turn.
3. Trot around C. Break to a walk half way to the Judge.
4. Walk to Judge, stop and set up for inspection.
5. When dismissed back one horse length.
6. Perform a 450 degree turn and trot to the line-up or follow the instructions of your ring steward.

Walk	-----
Trot	- - - - -
Back	←
Marker	ⓑ
Judge	ⓐ

[S/3-14]

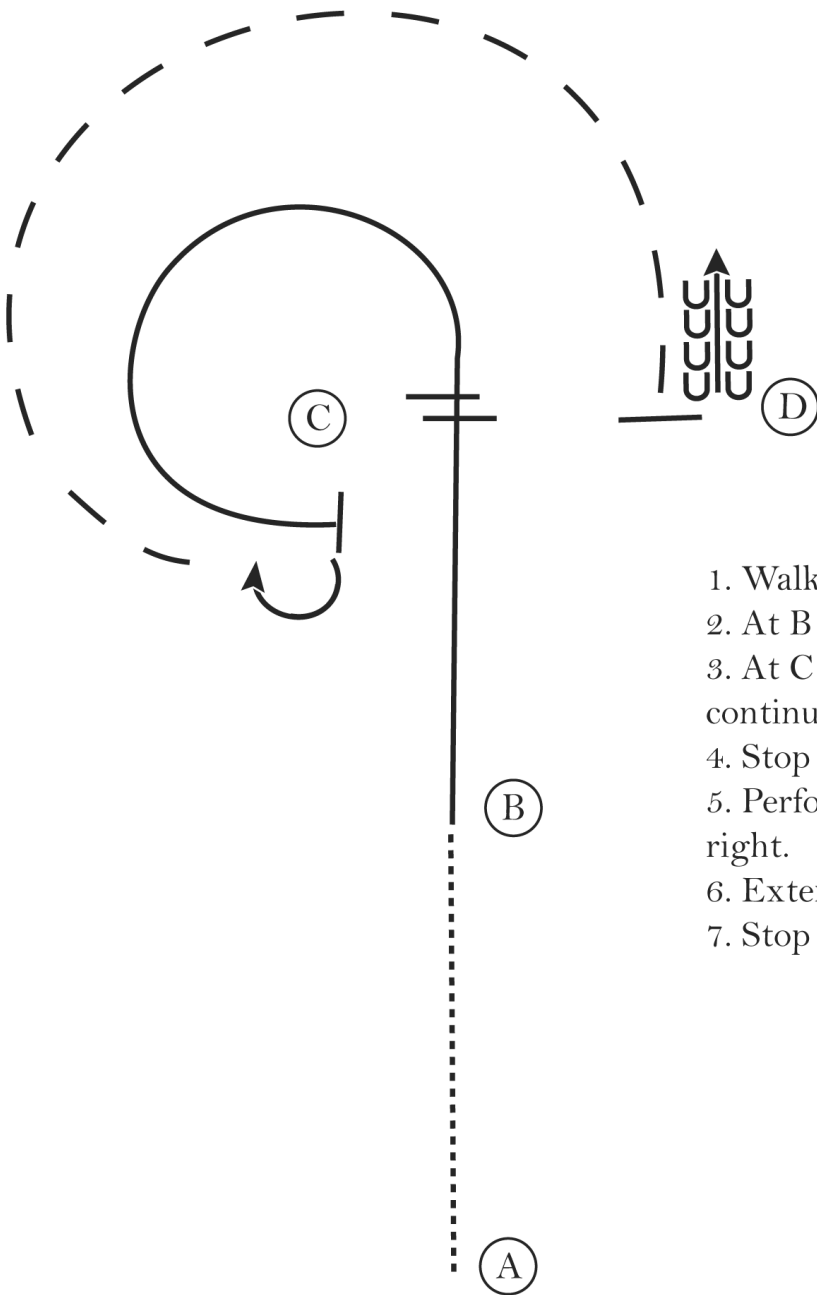
Pattern Provided by:

Western Horsemanship (Youth / Amateur)

Show Date: 11/26/2016

www.HorseShowPatterns.com

www.HorseShowPatterns.com



1. Walk A to B.
2. At B lope on the right lead to C.
3. At C perform a lead change and continue on the left lead around C.
4. Stop at C.
5. Perform a 180 degree turn to the right.
6. Extend the jog around C.
7. Stop at D and back 4 steps.

Walk
Jog	-----
Extended Jog	-----
Lope	—————
Leg Yield	
Lead Change	↘
Back	←←←←←
Marker	⊙
Sidepass	←←←←←

[WH/2-1]

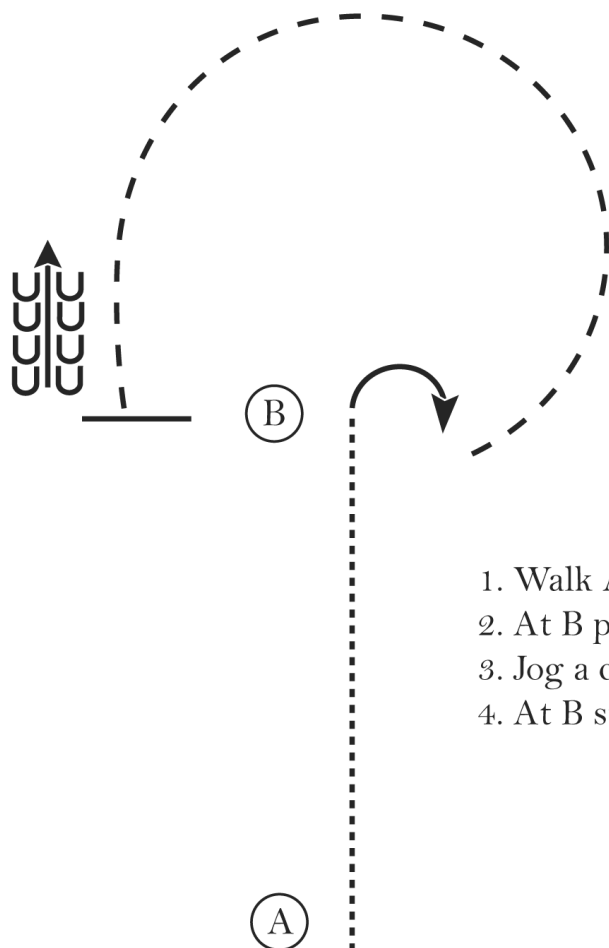
Pattern Provided by:

Western Horsemanship (W/T Youth, W/T Amateur)

Show Date: 11/26/2016

www.HorseShowPatterns.com

www.HorseShowPatterns.com



1. Walk A to B
2. At B perform a 90 degree turn to the right
3. Jog a circle around B
4. At B stop and back 4 steps

Walk
Jog	-----
Extended Jog	- - - - -
Lope	—————
Leg Yield	
Lead Change	↘
Back	← ← ← ←
Marker	(B)
Sidepass	←-----←

Pattern Provided by:

[WH/WT-7]