

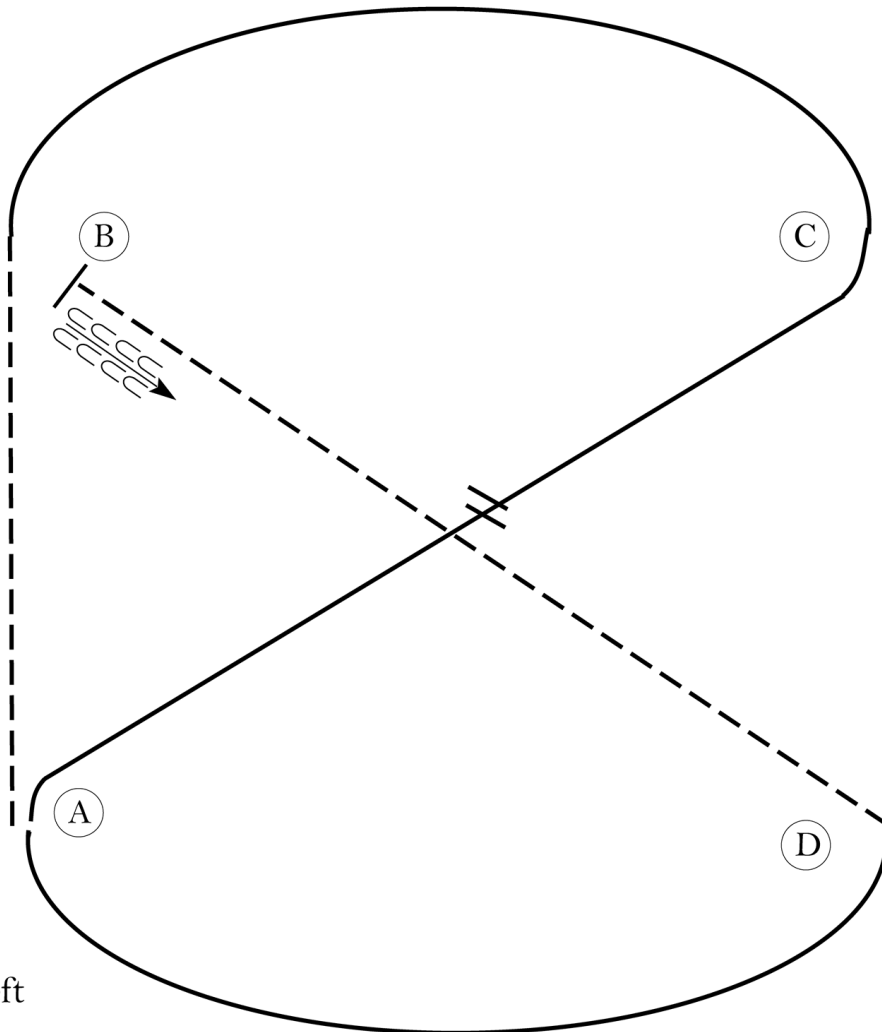
EQHNC Easter Bunny Circuit

Novice Amateur, Novice Youth Equitation

Show Date: 04/27-28/17

w w w . H o r s e S h o w P a t t e r n s . c o m

w w w . H o r s e S h o w P a t t e r n s . c o m



Be ready at A.

1. Trot on the left diagonal to B.
2. Canter on the right lead to and around C and half way to A.
3. Perform a simple lead change between C and A.
4. Canter around A and to D.
5. Trot on the right diagonal from D to B.
6. Stop at B and back approximately one horse length.

Walk off and follow the directions of your ring steward.

Walk	-----
Trot	- - - - -
Extended Trot	— — — —
Canter	—————
Lead Change	
Back	
Marker	
Hand Gallop	—————

[HSE/1-52]

Pattern Provided by:

Lori Gordon

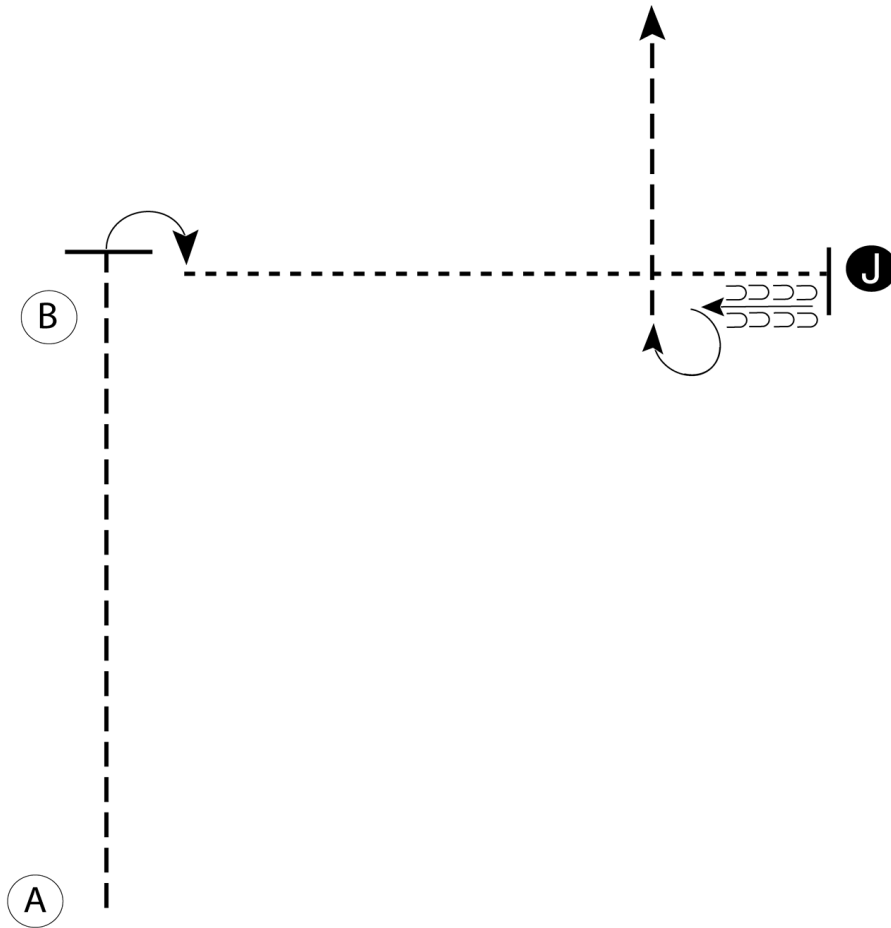
EQHNC Easter Bunny Circuit

Novice Amateur, Novice Youth Showmanship

Show Date: 04/27-28/17

w w w . H o r s e S h o w P a t t e r n s . c o m

w w w . H o r s e S h o w P a t t e r n s . c o m



1. Begin at A. Trot from A past B
2. Stop and perform a 90 degree turn
3. Walk to the Judge, stop and set up for inspection
4. When dismissed back one horse length and perform a 270 degree turn
5. Trot to the line-up

- Walk -----
- Trot - . - . - .
- Back ← — — — — —
- Marker (B)
- Judge (J)

[S/1-14]

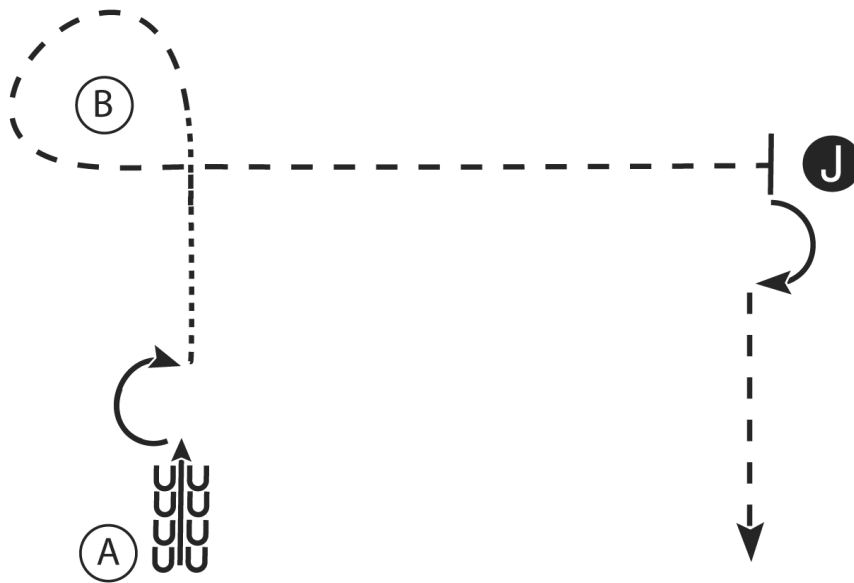
Pattern Provided by:

Lori Gordon

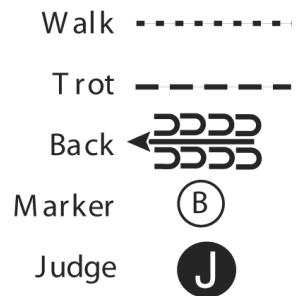
EQHNC Easter Bunny Circuit

Youth, Amateur, Amateur Select Showmanship

Show Date: 04/27-28/17



1. At A back 4 steps
2. Perform a 180 degree turn
3. Walk to B
4. At B trot around B and to the judge, set up for inspection
5. When dismissed perform a 90 degree turn and trot straight away from the judge



[S/2-1]

Pattern Provided by:

Lori Gordon

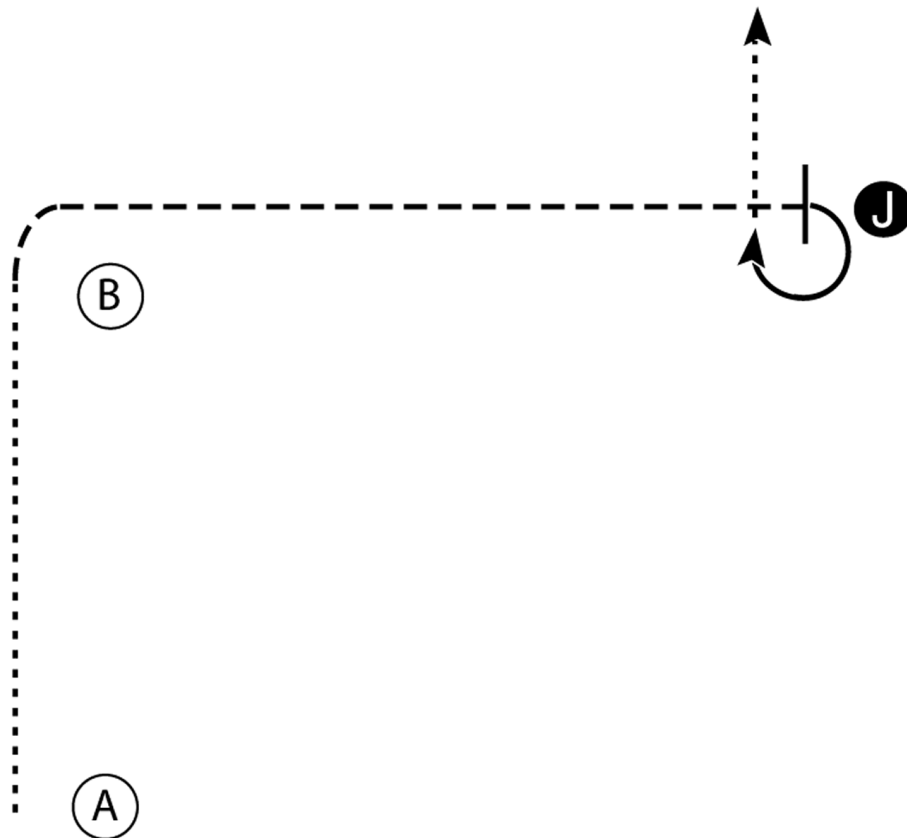
EQHNC Easter Bunny Circuit

Walk Trot Showmanship

Show Date: 04/27-28/17

w w w . H o r s e S h o w P a t t e r n s . c o m

w w w . H o r s e S h o w P a t t e r n s . c o m



Walk - - - - -

Trot - - - - -

Back ←

Marker (B)

Judge (J)

1. Walk from A to B.
2. Trot from B to the Judge.
3. Stop and set up for inspection.
4. When dismissed perform a 270 degree turn and walk straight away from the Judge.

[S/WT-2]

Pattern Provided by:

Lori Gordon

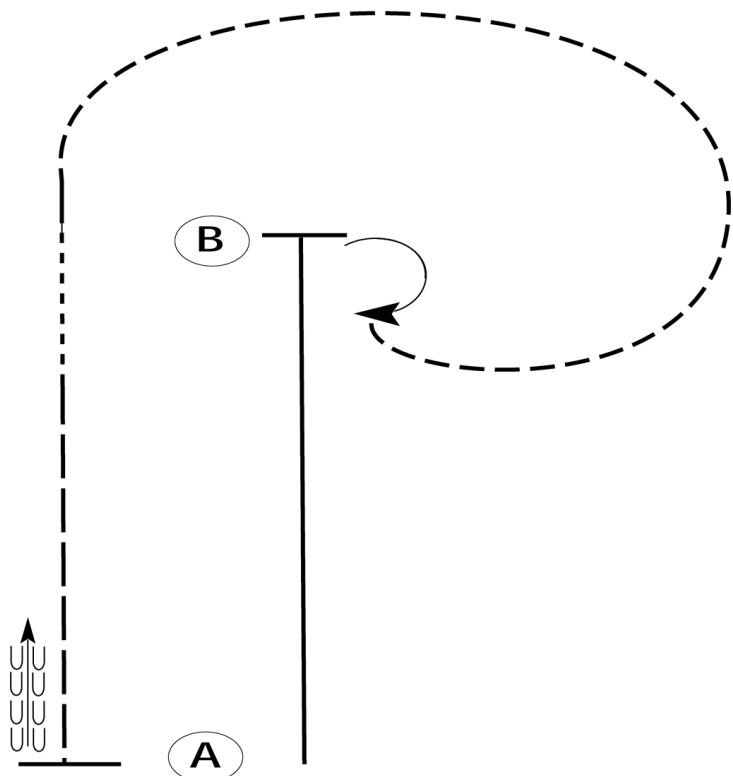
EQHNC Easter Bunny Circuit

Novice Amateur, Novice Youth Horsemanship

Show Date: 04/27-28/17

w w w . H o r s e S h o w P a t t e r n s . c o m

w w w . H o r s e S h o w P a t t e r n s . c o m



Be ready at A.

1. Lope on the right lead to B.
2. Turn 180 degrees to the right.
3. Jog back around to B.
4. At B, break to the walk.
5. Walk approximately 10 feet.
6. Extend the jog to A.
7. Stop at A and back approximately one horse length.

Follow the instructions of your ring steward.

Walk	-----
Jog	- - - - -
Extended Jog	- - - - -
Lope	—————
Leg Yield	
Lead Change	— / —
Back	← — — — —
Marker	Ⓚ
Sidepass	← — — — — →

[WH/1-43]

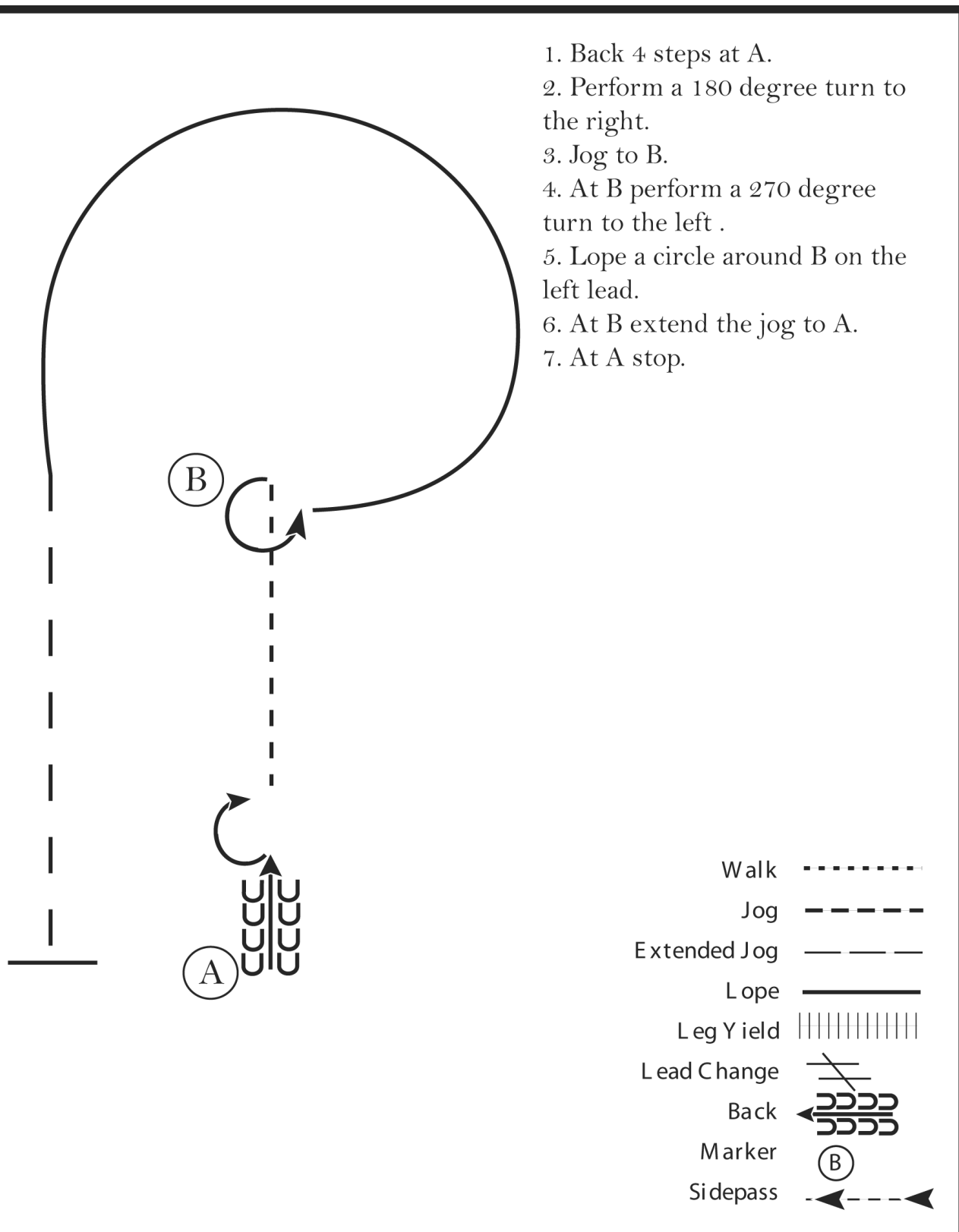
Pattern Provided by:

Lori Gordon

EQHNC Easter Bunny Circuit

Youth, Amateur, Amateur Select Horsemanship

Show Date: 04/27-28/17



www.HorseShowPatterns.com

www.HorseShowPatterns.com

[WH/2-8]

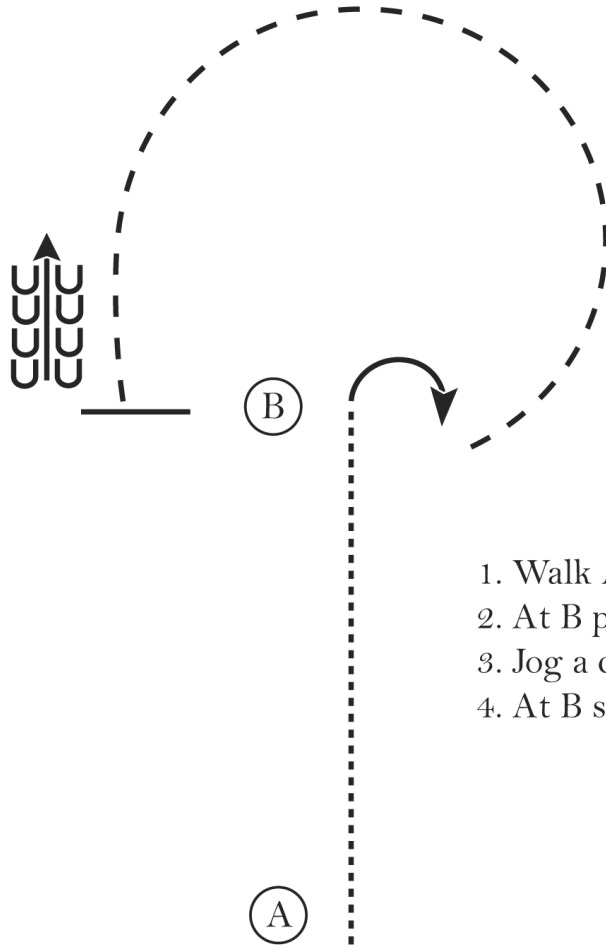
Pattern Provided by:

Lori Gordon

EQHNC Easter Bunny Circuit

Walk Trot Horsemanship

Show Date: 04/27-28/17



1. Walk A to B
2. At B perform a 90 degree turn to the right
3. Jog a circle around B
4. At B stop and back 4 steps

Walk
Jog	-----
Extended Jog	-----
Lope	—————
Leg Yield	
Lead Change	↘
Back	←←←←←
Marker	(B)
Sidepass	←←←←←

[WH/WT-7]

Pattern Provided by:

Lori Gordon

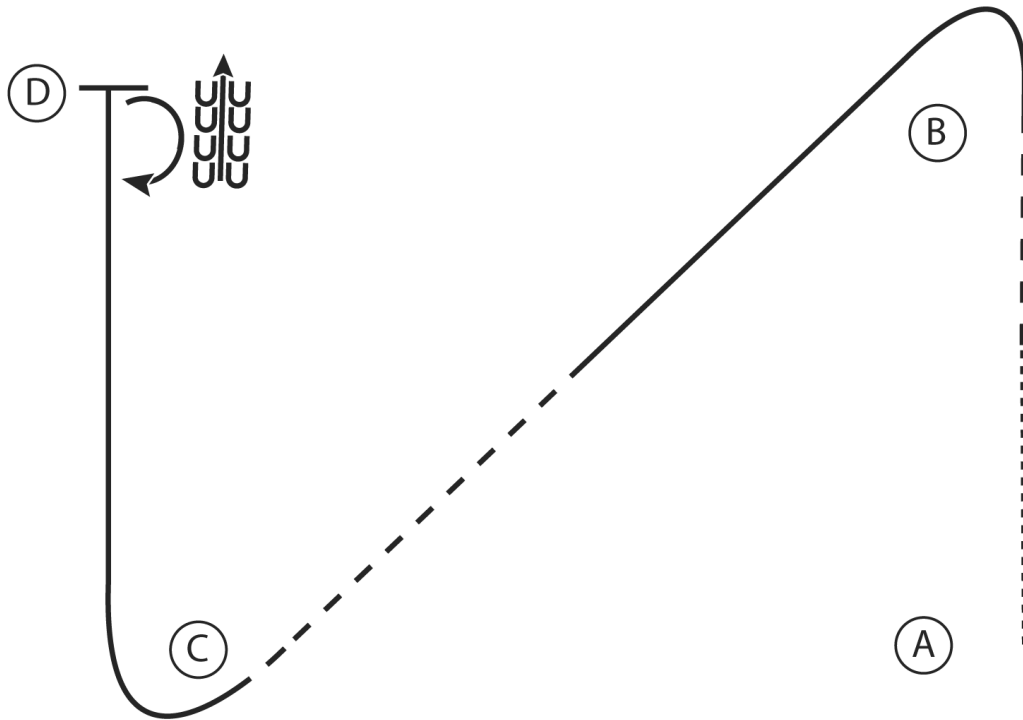
EQHNC Easter Bunny Circuit

Youth, Amateur, Amateur Select Equitation

Show Date: 04/27-28/17

w w w . H o r s e S h o w P a t t e r n s . c o m

w w w . H o r s e S h o w P a t t e r n s . c o m



1. Walk halfway from A to B
2. Sitting trot to B
3. At B canter on the left lead halfway to C
4. Posting trot to C
5. At C canter on the right lead to D
6. Stop at D and perform a 180 degree turn to the right on the forehand
7. Back 4 steps

Walk
Trot	-----
Extended Trot	-----
Canter	—————
Leg Yield	
Lead Change	↘
Back	←←←←
Marker	(B)
Sidepass	←←←←

[HSE/2-11]

Pattern Provided by:

Lori Gordon

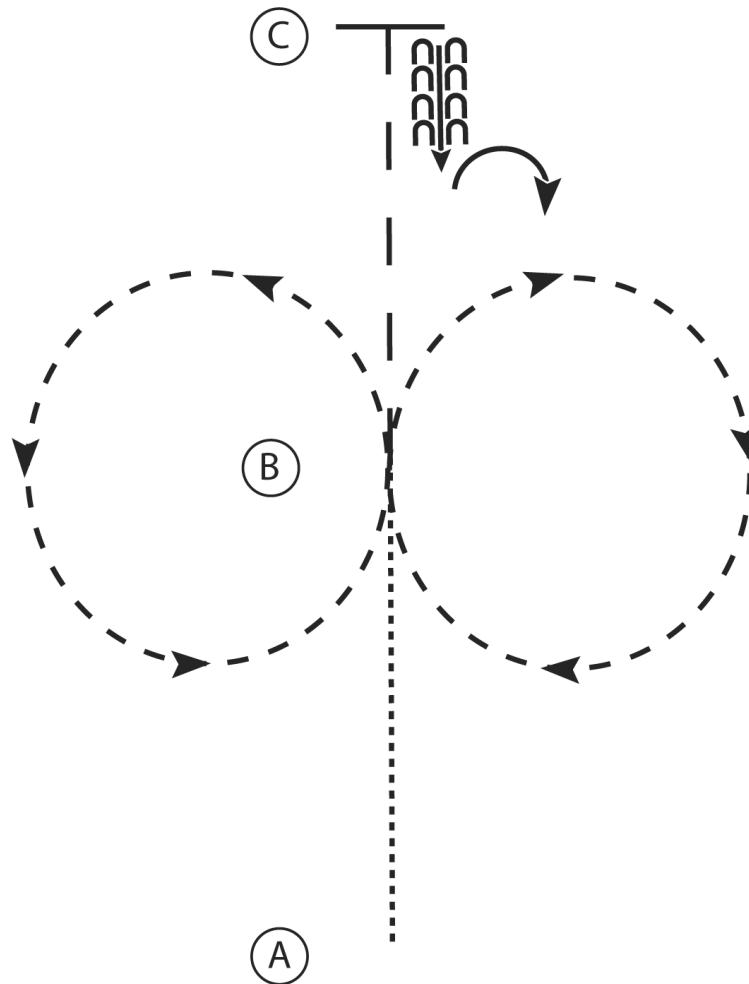
EQHNC Easter Bunny Circuit

Walk Trot Equitation

Show Date: 04/27-28/17

w w w . H o r s e S h o w P a t t e r n s . c o m

w w w . H o r s e S h o w P a t t e r n s . c o m



1. Walk A to B
2. Sitting trot circle to the right
3. Posting trot circle to the left
4. At B extend the trot to C
5. Stop at C and back 4 steps
6. Perform a 90 degree turn to the right

Walk
Trot	- - - - -
Extended Trot	- - - - -
Canter	—————
Leg Yield	
Lead Change	— / —
Back	←←←←←
Marker	(B)
Sidepass	- - - - - ←

[HSE/WT-1]

Pattern Provided by:

Lori Gordon